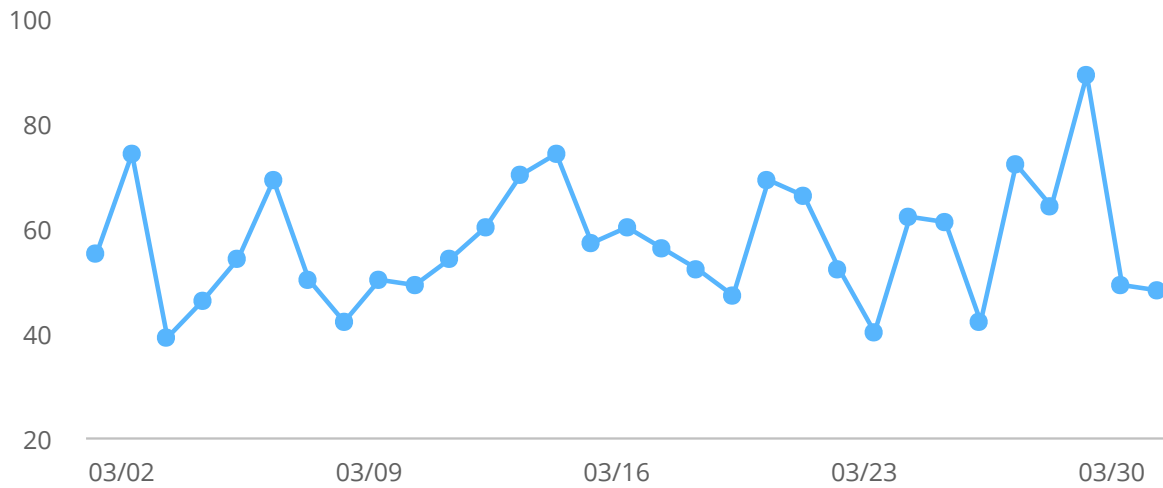


Visitor Numbers

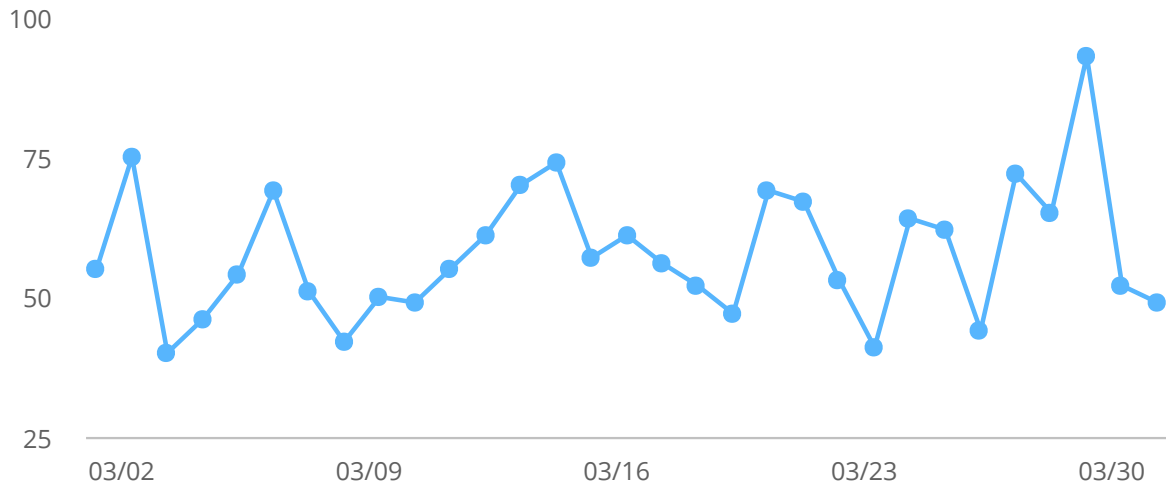
Visitors



Date	Visitors
03/01/26	55
03/02/26	74
03/03/26	39
03/04/26	46
03/05/26	54
03/06/26	69
03/07/26	50
03/08/26	42
03/09/26	50
03/10/26	49
03/11/26	54
03/12/26	60
03/13/26	70
03/14/26	74
03/15/26	57
03/16/26	60
03/17/26	56
03/18/26	52
03/19/26	47
03/20/26	69
03/21/26	66
03/22/26	52

Date	Visitors
03/23/26	40
03/24/26	62
03/25/26	61
03/26/26	42
03/27/26	72
03/28/26	64
03/29/26	89
03/30/26	49
03/31/26	48
Total	1,772

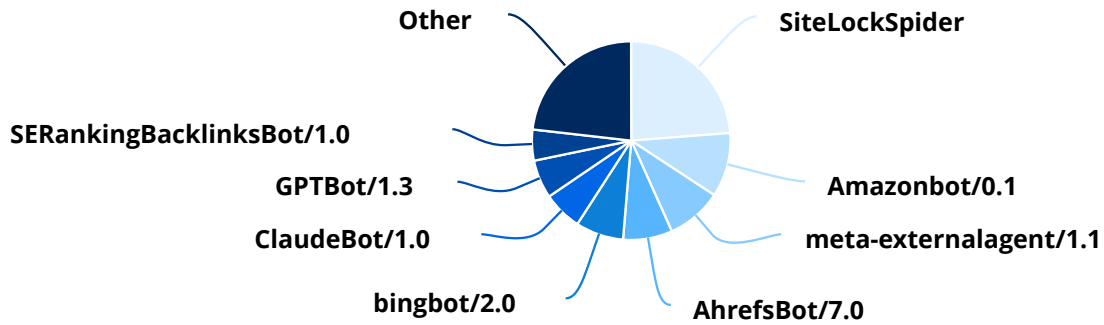
Sessions



Date	Sessions
03/01/26	55
03/02/26	75
03/03/26	40
03/04/26	46
03/05/26	54
03/06/26	69
03/07/26	51
03/08/26	42
03/09/26	50
03/10/26	49
03/11/26	55

Date	Sessions
03/12/26	61
03/13/26	70
03/14/26	74
03/15/26	57
03/16/26	61
03/17/26	56
03/18/26	52
03/19/26	47
03/20/26	69
03/21/26	67
03/22/26	53
03/23/26	41
03/24/26	64
03/25/26	62
03/26/26	44
03/27/26	72
03/28/26	65
03/29/26	93
03/30/26	52
03/31/26	49
Total	1,795

Search Engine Robots

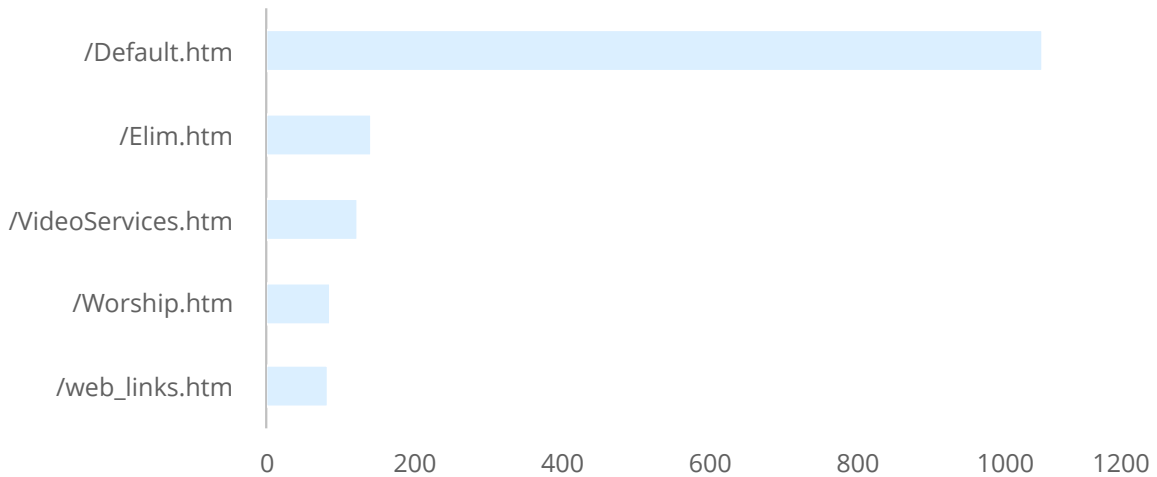


Search Engine Robots	Sessions	Percentage
SiteLockSpider	575	23.78%
Amazonbot/0.1	253	10.46%
meta-externalagent/1.1	219	9.06%
AhrefsBot/7.0	194	8.02%
bingbot/2.0	189	7.82%
ClaudeBot/1.0	154	6.37%
GPTBot/1.3	151	6.24%
SERankingBacklinksBot/1.0	122	5.05%
panscient.com	48	1.99%
CCBot/2.0	45	1.86%
MJ12bot/v2.0.5	41	1.70%
intelx.io_bot	41	1.70%
Googlebot-Mobile	35	1.45%
MJ12bot/v1.4.8	35	1.45%
Sogou web spider/4.0	33	1.36%
Sidetrade indexer bot	26	1.08%
PetalBot mobile	25	1.03%
SEOkicks	19	0.79%
Googlebot Desktop	17	0.70%
OAI-SearchBot/1.3	17	0.70%
Barkrowler/0.9	16	0.66%
AwarioBot/1.0	15	0.62%
DnBCrawler-Analytics	14	0.58%

Search Engine Robots	Sessions	Percentage
Dataprovider	13	0.54%
Headless Chrome	13	0.54%
ChatGPT-User/1.0	12	0.50%
Applebot/0.1	8	0.33%
fake Bytespider	8	0.33%
CensysInspect/1.1	7	0.29%
SeznamBot/4.0	7	0.29%
fake FacebookBot	7	0.29%
BitSightBot/1.0	6	0.25%
ZoominfoBot	6	0.25%
DuckDuckBot/1.1	5	0.21%
MojeekBot/0.11	5	0.21%
TikTokSpider	5	0.21%
360Spider	4	0.17%
VisionHeight	4	0.17%
Zip bot/1.1	3	0.12%
GoogleOther	2	0.08%
NetcraftSurveyAgent/1.0	2	0.08%
Orbbot/1.1	2	0.08%
Scrapy/2.13.4	2	0.08%
meta-webindexer/1.1	2	0.08%
wpbot/1.4	2	0.08%
CheckMarkNetwork/1.0	1	0.04%
IbouBot/1.0	1	0.04%
InternetMeasurement/1.0	1	0.04%
Pandalytics/2.0	1	0.04%
PerplexityBot/1.0	1	0.04%
Other	4	0.17%
Total	2,418	100.00%

Page Analysis

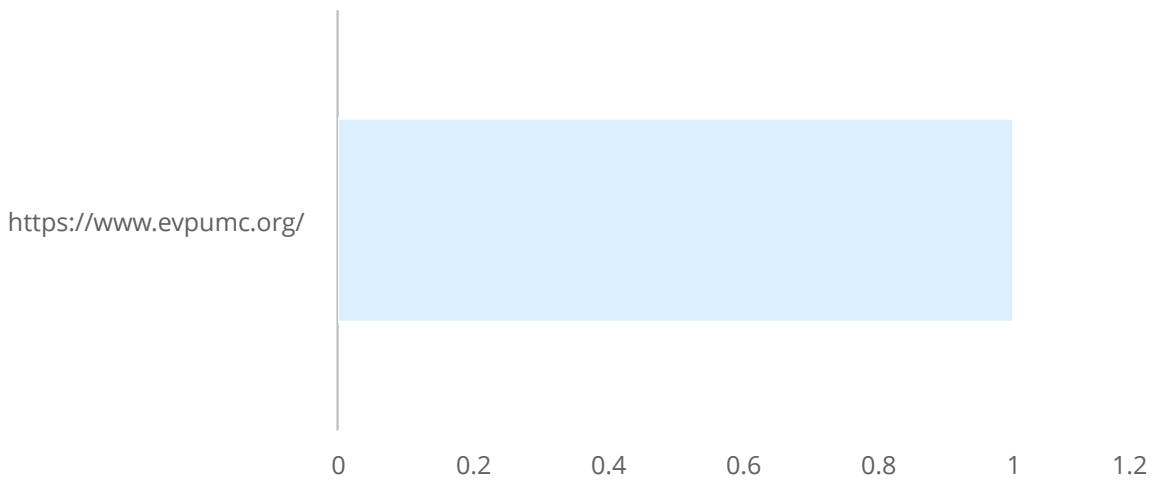
Most Frequently Visited Pages



Pages	Sessions	Percentage
/Default.htm	1,052	45.60%
/Elim.htm	143	6.20%
/VideoServices.htm	125	5.42%
/Worship.htm	88	3.81%
/web_links.htm	83	3.60%
/Believe.htm	82	3.55%
/Announce.htm	81	3.51%
/St_Johns.htm	81	3.51%
/Calendar.htm	67	2.90%
/M-Statement.htm	67	2.90%
/Stats.htm	64	2.77%
/NewsletterIdx.htm	62	2.69%
/Sermons.htm	61	2.64%
/Offerings.htm	48	2.08%
/Video.htm	37	1.60%
/missions.htm	28	1.21%
/St_Johns-HISTORY.htm	24	1.04%
/CalendarOld.htm	22	0.95%
/Elim-HISTORY.htm	21	0.91%
/Elim_M-Statement.htm	19	0.82%
/StJohns_M-Statement.htm	14	0.61%
/valley_views0813.htm	12	0.52%

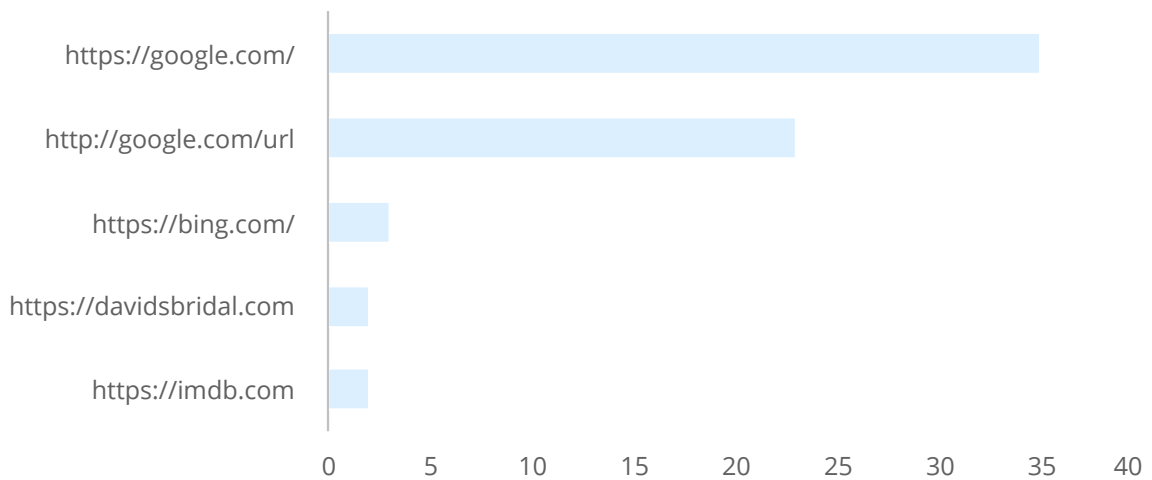
Pages	Sessions	Percentage
/valley_views1113.htm	10	0.43%
/valley_views0913.htm	7	0.30%
/valley_views1013.htm	5	0.22%
/test.htm	4	0.17%
Total	2,307	100.00%

Keywords



Keywords	Sessions
https://www.evpumc.org/	1

Referring Pages

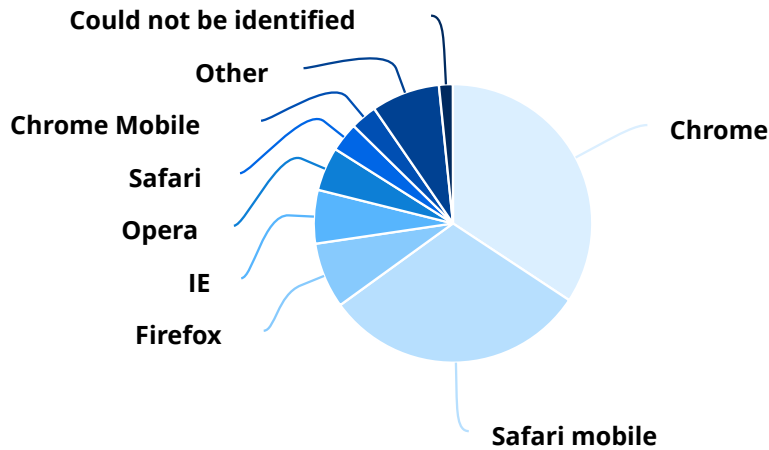


Pages	Sessions
https://google.com/	35

Pages	Sessions
http://google.com/url	23
https://bing.com/	3
https://davidsbridal.com	2
https://imdb.com	2
https://slashdot.org	2
https://webmd.com	2
http://sanganzhu.com/	1
https://aliexpress.com	1
https://cnn.com	1
https://facebook.com	1
https://google.com/url	1
https://healthline.com	1
https://hulu.com	1
https://nyt.com	1
https://reddit.com/r/DIY	1
https://reddit.com/r/IAmA	1
https://reddit.com/r/photoshopbattles	1
https://vimeo.com	1
https://weather.com	1
https://wsj.com	1
https://yahoo.org/	1

Browsers & Systems

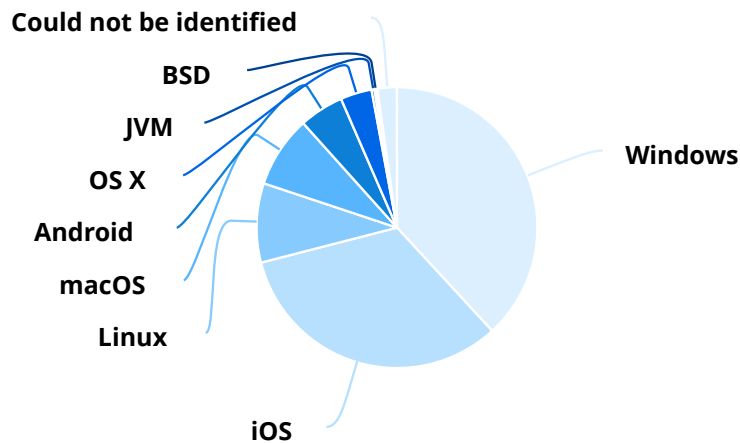
Browsers



Browsers	Sessions	Percentage
Chrome	616	34.30%
Safari mobile	552	30.73%
Firefox	137	7.63%
IE	112	6.24%
Opera	91	5.07%
Safari	61	3.40%
Chrome Mobile	55	3.06%
Firefox mobile	24	1.34%
Firefox for iOS	23	1.28%
Microsoft Edge	20	1.11%
Avast Secure Browser	13	0.72%
CCleaner Browser	13	0.72%
Brave	10	0.56%
cURL	6	0.33%
Apache-HttpClient	4	0.22%
Android browser	3	0.17%
Mobile Samsung Browser	3	0.17%
Opera Mobile	3	0.17%
Android WebView	2	0.11%
IE Mobile	2	0.11%
Nokia Web Browser	2	0.11%
Python-requests	2	0.11%

Browsers	Sessions	Percentage
Yandex.Browser mobile	2	0.11%
AOL Desktop	1	0.06%
Arora	1	0.06%
Coc Coc	1	0.06%
GNOME Web	1	0.06%
Google App	1	0.06%
Iron	1	0.06%
Konqueror	1	0.06%
NetFront	1	0.06%
Opera Mini	1	0.06%
QupZilla	1	0.06%
httpx	1	0.06%
Could not be identified	29	1.61%
Total	1,796	100.00%

Operating Systems



Operating Systems	Sessions	Percentage
Windows	685	38.14%
iOS	590	32.85%
Linux	164	9.13%
macOS	148	8.24%
Android	92	5.12%
OS X	65	3.62%
JVM	6	0.33%

Operating Systems	Sessions	Percentage
BSD	4	0.22%
Symbian OS	2	0.11%
Could not be identified	40	2.23%
Total	1,796	100.00%

Visitor Locations

Countries

Countries	Sessions	Percentage
United States	558	31.07%
Singapore	157	8.74%
Brazil	135	7.52%
China	104	5.79%
Germany	83	4.62%
Russia	77	4.29%
France	58	3.23%
Vietnam	33	1.84%
Sweden	28	1.56%
Finland	24	1.34%
United Kingdom	20	1.11%
Japan	19	1.06%
Netherlands	17	0.95%
Ecuador	16	0.89%
Iraq	16	0.89%
South Korea	15	0.84%
Hong Kong SAR China	12	0.67%
Indonesia	12	0.67%
South Africa	11	0.61%
Canada	10	0.56%
India	10	0.56%
Türkiye	9	0.50%
Pakistan	8	0.45%
Nigeria	7	0.39%
Bangladesh	6	0.33%
Colombia	6	0.33%
Egypt	6	0.33%

Countries	Sessions	Percentage
Morocco	6	0.33%
Mexico	6	0.33%
Saudi Arabia	6	0.33%
Argentina	5	0.28%
Belgium	5	0.28%
Philippines	5	0.28%
Venezuela	5	0.28%
Israel	4	0.22%
Italy	4	0.22%
Jordan	4	0.22%
Tunisia	4	0.22%
Switzerland	3	0.17%
Chile	3	0.17%
Malaysia	3	0.17%
Albania	2	0.11%
Belarus	2	0.11%
Algeria	2	0.11%
Honduras	2	0.11%
Hungary	2	0.11%
Jamaica	2	0.11%
Kenya	2	0.11%
Kazakhstan	2	0.11%
Moldova	2	0.11%
Other	41	2.28%
Could not be identified	217	12.08%
Total	1,796	100.00%

Continents

Continents	Sessions	Percentage
North America	583	32.46%
Asia	423	23.55%
Europe	257	14.31%
South America	173	9.63%
Africa	45	2.51%
Oceania	1	0.06%

Continents	Sessions	Percentage
Could not be identified	314	17.48%
Total	1,796	100.00%

Information about the evaluations

Visitors

This evaluation shows how many visitors accessed your website. Visitors are uniquely identified on the basis of the IP address and the browser ID. If a visitor goes to your website more than once a day, only one visitor is counted.

Sessions

This evaluation shows the number of sessions. A session starts when a visitor accesses your website and ends when he or she leaves it. A session ends automatically after 30 minutes without activity. If a visitor goes to your website more than once a day, multiple sessions are counted.

Search Engine Robots

This evaluation shows which search engine robots have accessed the pages of your website. Search engine robots automatically search the content of websites in order to keep search engine entries up to date.

Most Frequently Visited Pages

This evaluation shows which pages of your website were visited most often.

Keywords

This evaluation shows the keywords with which your website was most commonly found in search engines.

Referring Pages

This evaluation shows the websites from which visitors were transferred to your website.

Browsers

This evaluation shows which browsers visitors used to access your website. This way, you know which browsers to optimize your website for, for example.

Operating Systems

This evaluation shows which operating systems visitors used to access your website. This way, you know which operating systems are most popular with your visitors, for example, and you can optimize your website for these operating systems.

Countries

This evaluation shows the countries from which visitors accessed your website.

Continents

This evaluation shows the continents from which visitors accessed your website.